

**Name of meeting:** Corporate Parenting Board  
**Date:** 19 June 2019  
**Title of report:** Number and Age of Children in Care

### Purpose of report

To provide information to Corporate Parenting Board on a regular basis relating to the number and profile of children in our care. Including information related to the number placed outside of the District.

Key Decision - Is it likely to result in spending or saving £250k or more, or to have a significant effect on two or more electoral wards?	NA
Key Decision - Is it in the <a href="#">Council's Forward Plan (key decisions and private reports?)</a>	NA
The Decision - Is it eligible for call in by Scrutiny?	NA
Date signed off by <u>Strategic Director</u> & name	Steve Comb for Elaine McShane (7 <sup>th</sup> June 2019)
Is it also signed off by the Service Director for Finance IT and Transactional Services?	NA
Is it also signed off by the Service Director for Legal Governance and Commissioning Support?	NA
Cabinet member <a href="#">portfolio</a>	Cllr V Kendrick Childrens Portfolio

**Electoral wards affected:** All

**Ward councillors consulted:** No

**Public or private:** Public

**(Have you considered GDPR?)**

Yes GDPR has been considered. The information in this report does not identify any individuals.

## 1. Summary

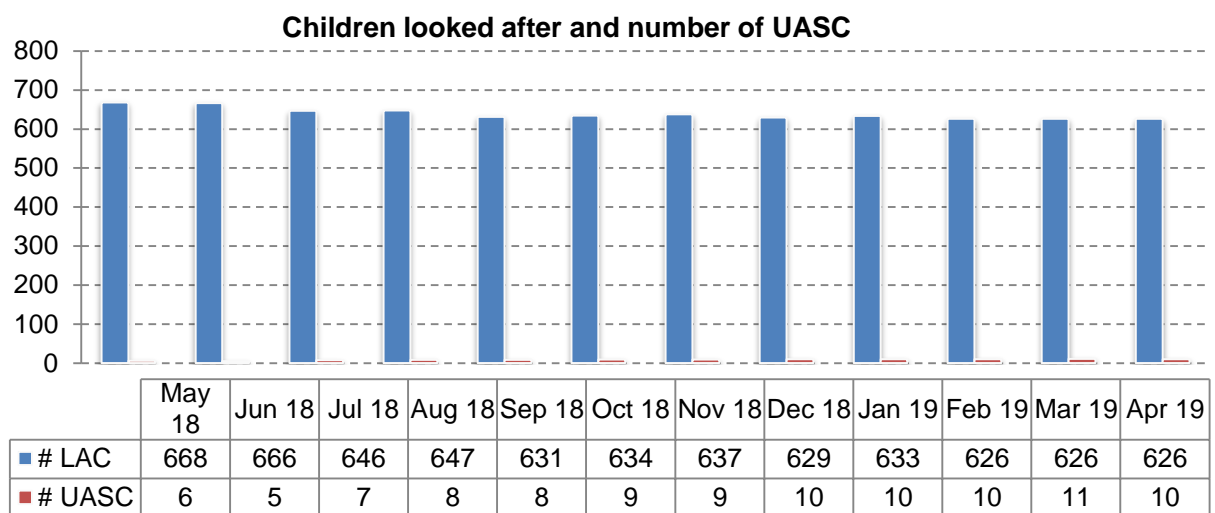
We have seen a decrease in the rate from a 12 month high of 68.0 per 10,000 children (668 children) in May 2018 to 62.7 (626 children) in April 2019. The current 12-month average for Kirklees is 65.3 and we have remained below our 31 March 2018 published rate of 68.0 and below our Statistical Neighbours 2018 rate of 86.1 and the England 2018 rate of 64.0.

The number of children in care has decreased by 42 between March 2018 and April 2019. The number of children in Kirklees aged 0-17 has been revised for the calculation from 99,192 to 99,815 as per the data published by DfE in October 2018)

Kirklees (Feb 19) = 62.7 per 10.000 child population

Statistical Neighbours (2018) = 86.1 per 10.000 child population

England (2018) = 64.0 per 10.000 child population

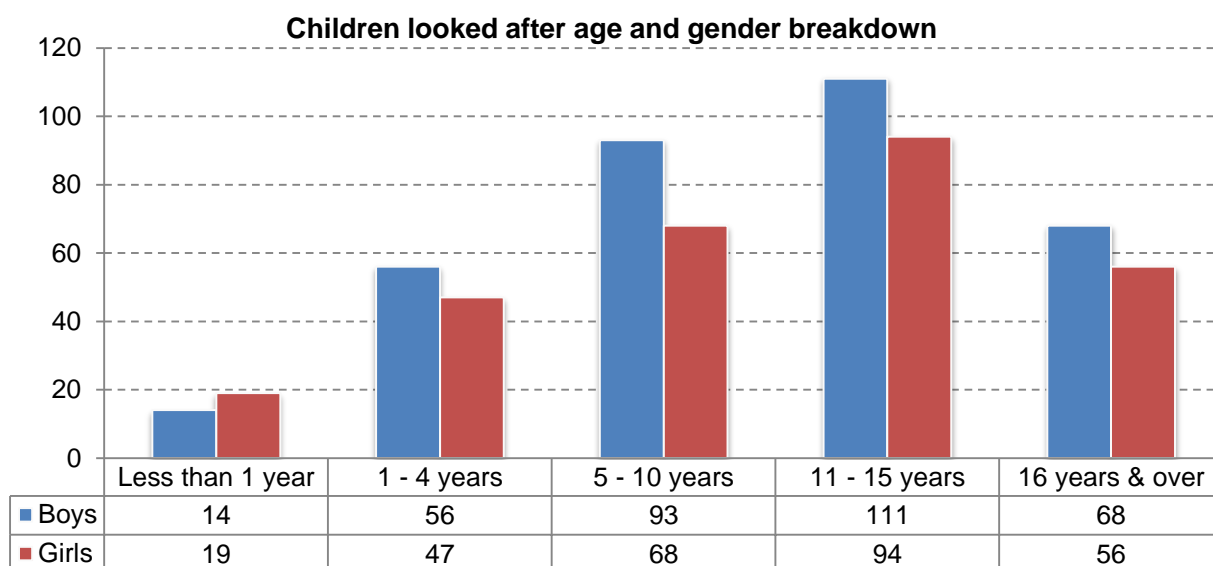


## Statistical Neighbours

Local Authorities "Very Close"* to Kirklees (* Source LAIT)
Kirklees Council
Rochdale Borough Council
Bolton Council
Calderdale Council
Bury Borough Council
Dudley MBC
Derby City
Lancashire Council
Stockton-on Tees Borough Council
Leeds City Council
Telford & Wrekin Council

This graph shows the breakdown by age and gender of the children in care.

The largest age group for boys is 11 - 15 years with **111** children and the largest age group for girls is 11 - 15 years with **94** children.



## Children and Young People placed more than 20 miles outside of Kirklees

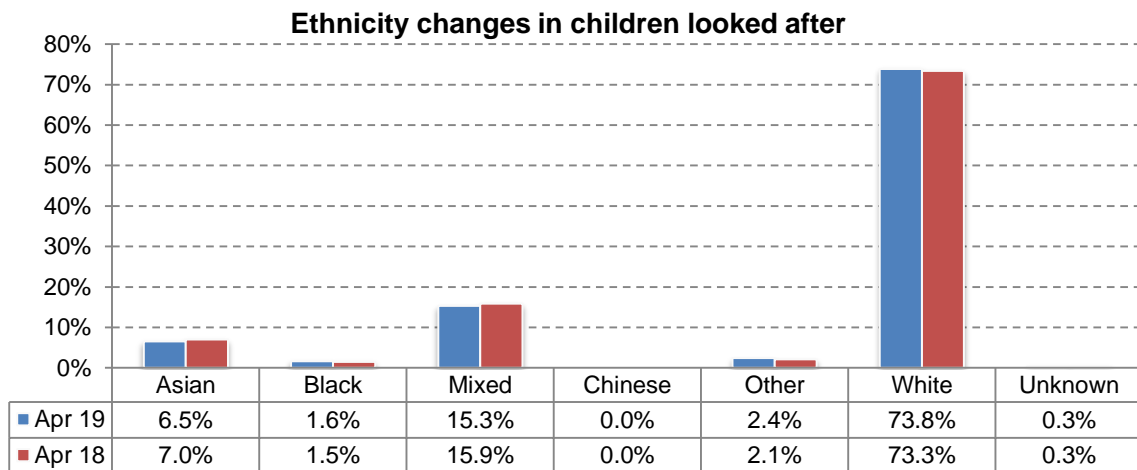
This table shows a slight decrease in children placed outside of Kirklees District, we continue to be proactive in recruiting new foster carers for our children within district.

**On 30 April 2019 there were 101 children placed over 20 miles from home address  
16.1% of children in care cohort**

### Tracking of Children placed more than 20 miles from home

	31 Jul 2018		31 Aug 2018		30 Sep 2018		31 Oct 2018		30 Nov 2018		31 Dec 2018		31 Jan 2019		28 Feb 2019	
	Number	%	Number	%	Number	%	Number	%	Number	%	Number	%	Number	%	Number	%
Placed outside Kirklees & over 20 miles from home address	110	17.0%	112	17.3%	107	16.6%	107	16.9%	103	16.2%	106	16.9%	107	16.9%	104	16.6%

This graph shows the ethnic breakdown of the children looked after population at the end of April 2019 and the same point 12 months ago. This has been relatively stable throughout the period.



2. **Information required to take a decision**

No decision is required.

3. **Implications for the Council**

3.1 **Working with People** Not applicable

3.2 **Working with Partners** Not applicable

3.3 **Place Based Working** Not applicable

3.4 **Improving Outcomes for Children**

This information is provided at the request of Corporate Parenting Board to monitor the number of children in care their age and location of placements.

3.5 **Reducing demand of services**  
Not applicable

3.6 **Other (eg Legal/Financial or Human Resources)**  
Not applicable

4. **Consultees and their opinions**

Not applicable

5. **Next steps**

A similar report will be presented at a future Corporate Parenting Board.

6. **Officer recommendations and reasons**

That the report be noted.

7. **Cabinet portfolio holder's recommendations**

Not applicable

8. **Contact officer**

Julie Bragg Head of Corporate Parenting (Children in Care and Care Leavers)

9. **Background Papers and History of Decisions**

Previous reports to the Corporate Parenting Board on number and age of children in care.

10. **Service Director responsible**

Elaine McShane, Service Director (Child Protection and Family Support)